

Welcome to Bodwell High School



Canada's Boarding School for 21st
Century University Preparation

Welcome to Bodwell High School

To all new students and families starting at Bodwell High School, we warmly welcome you to our community! This is a guide summarizing important points for preparation. Use it to get you ready.

Learn about Bodwell: **BODWELL WELCOME HANDBOOK**

There is a lot to know about Bodwell. We will tell you all about the school when you arrive, and you can ask a lot of questions any time you are not sure. We want to make sure you are safe, healthy and engaged during your time here.

Please click [here](#) to get to know all the information you need to know to start your journey at Bodwell.

The following pages contain the necessary details for preparation!

Table of Contents

<u>Arrival date to Vancouver and Bodwell</u>	4
<u>How to receive your study permit/visa at the airport</u>	6
<u>Submit contact information for you as parents/guardians</u>	7
<u>Which courses am I going to be taking?</u>	9
<u>Your counselor will assist you on your journey at Bodwell</u>	10
<u>Where am I going to live?</u>	11
<u>What if I have allergies or medical conditions, and can't eat some foods?</u>	12
<u>How to confirm your English level?</u>	13
<u>What do I need to bring?</u>	14
<u>How to Access Essential Services: Banking, Phone, and Mail Services</u>	18
<u>See you at orientation!</u>	19
<u>Admissions Support and Inquiries</u>	22

Arrival date to Vancouver and Bodwell

If you are going to live in boarding, you must arrive on either

Monday, August 25 or Tuesday, August 26, 9 am to 10 pm only.

No check-ins are allowed before August 25. You can check in to your rooms only from the day you fully begin to stay overnight.



ACTION REQUIRED:

Please confirm that travel arrangements (flights, airport pick-up, etc.) have been made through this [ARRIVAL FORM](#).

If travel plans change, please inform admissions@bodwell.edu right away.

August 25 and 26 will be very busy on campus, so please expect fewer boarding activities than usual. Expect a lot more activities once the semester begins!

*Students coming for Mid-Semester intake in November or April should confirm their arrival and orientation dates with the school first.

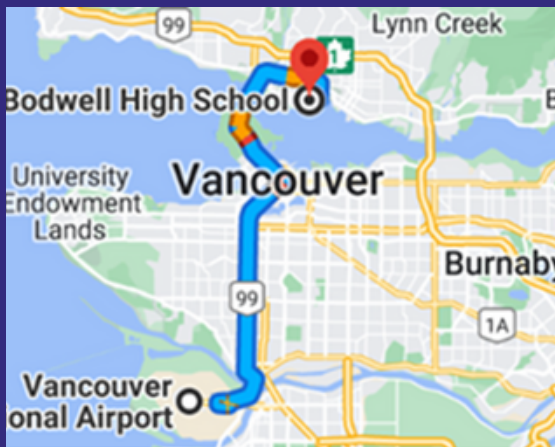
Location:

Bodwell is located in the City of North Vancouver, overlooking the harbour. It takes approximately 45-60 minutes by taxi from Vancouver International Airport, and 20-30 minutes from downtown Vancouver.

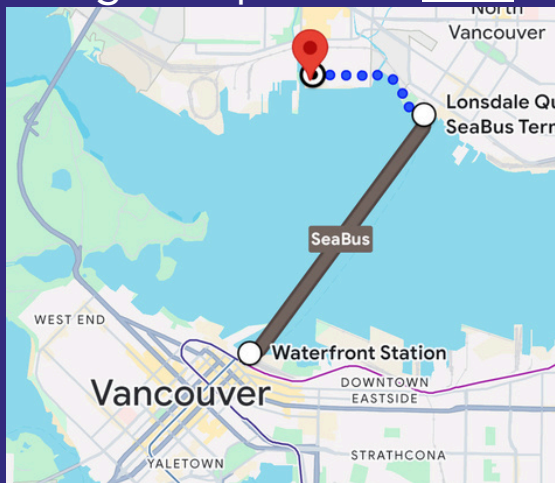
The address is

955 Harbourside Drive in North Vancouver

From YVR (Airport): Refer to the Google Map details [here](#).



From Skytrain Waterfront Station (via Seabus): Refer to the Google Map details [here](#).



How to receive your study permit/visa at the airport

After landing, go to the Visa Issuance Counter. This is different from the general immigration counter, and is located on the far-right side. If not sure, ask the airport staff by showing your Study Permit Approval Letter.

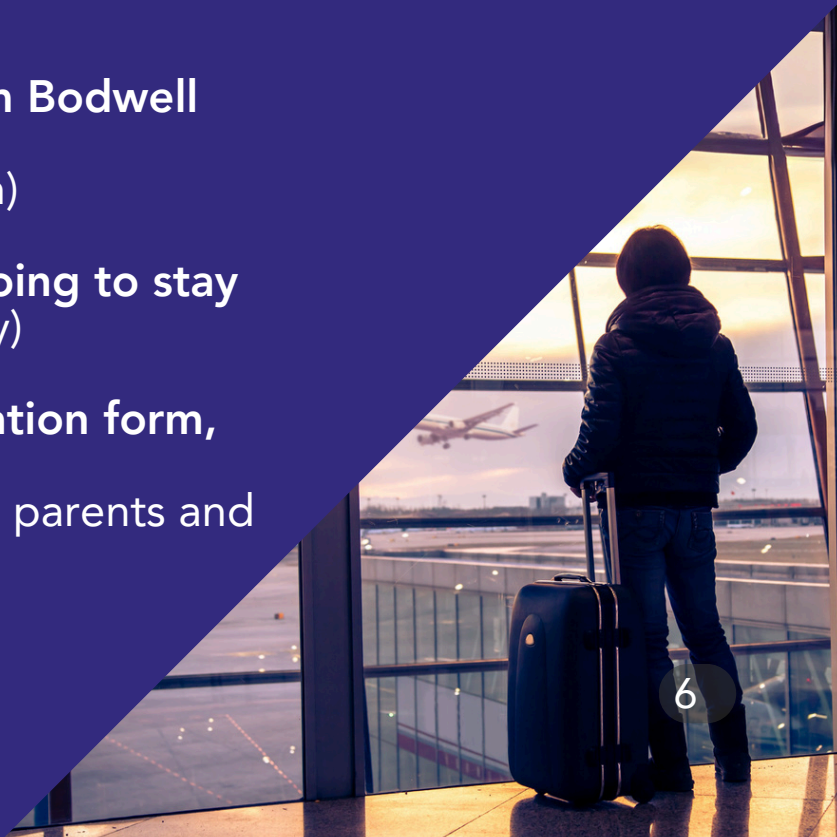


IMPORTANT

You MUST get the official Study Permit document BEFORE leaving the airport!

At the Visa Issuance Counter, show these required documents:

- ① Valid passport.
- ② **Study Permit Approval Letter:**
This is just an approval letter, not an official study permit document. You will receive the official Study Permit in exchange with this letter.
- ③ Letter of Acceptance from Bodwell
- ④ Bank statement (in English)
- ⑤ Address where you are going to stay
(school or your homestay)
- ⑥ Copy of custodian declaration form, if you are under 19
(including declaration from parents and custodian).



Sample Questions from Arrival Officer

An officer at the Visa Issuance Counter will ask several questions to determine your eligibility. You need to answer these questions in simple but clear expressions. Avoid using words such as "maybe" and "about."



Q1

What's the purpose of your visit?"

A1

To study.

Q2

Where are you going to study?

A2

I am going to study at Bodwell High School.

Q3

How long are you going to stay in Canada?

A3

I am going to stay in Canada for__ months.

Q4

Where are you staying?

A4

I am going to stay in the dormitory at school." OR
"My homestay is at ____
(e.g. North Vancouver).



Immigration Officer



You

Submit contact information for you as parents/guardians



ACTION REQUIRED: For Parents

Please confirm your contact information [HERE](#) by filling out the form and signing it.

It is very important that we have accurate and secure contact information regarding your child, as direct and timely communication is key to your child's success and safety.

If **your contact information changes** throughout your child's time at Bodwell, **please alert your child's counsellor without delay.**

Which courses am I going to be taking?

Please note that course selection is an essential part of your academic journey, especially toward meeting graduation and university requirements. In order to ensure a smooth course registration process, we have certain priorities.

Priority for course selection will be given in the following order:

- 1 Students who **have completed the Duolingo English Test** prior to their arrival.
- 2 Students who **attend Orientation Day**.

In other words, students who miss Orientation Day and have not taken the Duolingo English Test in advance may be **LIMITED** when selecting preferred courses. Be sure not to miss out!

For details about
the English test 13 page
the Orientation 19 page

For Co-curricular Activities (after-school and on Saturdays), you will choose these once you arrive at school. There is a **LOT to choose** from, and these will help you in your future university application.



Your counselor will assist you on your journey at Bodwell

Bodwell has a team of caring school counsellors. Prior to your arrival, you will be assigned your own counsellor as an important guide through your Bodwell life.

Your counsellor will get in contact with new students and parents a few weeks before you arrive, to learn more about your goals and needs. Please ask any questions you have so far.

Personalized Pathway [Check Video]



Can you request a specific counsellor?

No, but be assured we will match you with a very helpful counsellor to guide you through your school life. Sometimes your counsellor may also speak your first language as an added support.



Where am I going to live?



Boys' room



Boys' lounge



Girls' room

If you are a boarding student, **you will live right here on CAMPUS**. We're busy these days making sure you are placed in a school house (e.g. Courage, Harmony, etc. – think Harry Potter!), in a hall with other boys or girls, and in a comfortable room together with 1-3 other students from different places in the world. Younger students live in Junior Halls, and older students live in Senior Halls.

Can you choose or change your room? No, please leave that to us. You'll find out your new hall, room and roommates when you arrive – what suspense.

It might feel a bit different than living at home, and it might take some time to get used to new food, roommates, and routines. Sometimes roommates even become friends for life. Our Boarding Administrators and Advisors will help you with all your living needs.



Parents may be keen to visit your child's boarding room when you arrive. For student privacy reasons, we can only allow this at a designated time during Orientation. We'll let you know more soon.

Of course, boarding at Bodwell is MUCH more than simply a room, meals and roommates. See [here](#) to learn more about the full boarding experience as a youth development program.

What if I have allergies or medical conditions, and can't eat some foods?

Bodwell caters as best possible to the needs and preferences of our global students. For boarding students far from home, getting used to cafeteria meals means being open-minded to try new foods, as well as planning using available meal options. Students should check the [Weekly Menu](#) in advance and review offerings, asking questions when unsure.




Some students have dietary requirements due to **allergies or medical conditions**. For certain reasonable and moderate needs, after evaluation and school approval, we'll arrange as best possible to accommodate these needs. Students with documented medical conditions requiring special diets **must submit a medical note from a certified healthcare professional**. For more information, see [HERE](#).



How to confirm your English level?

Of course, many of you have been working hard to improve your English language skills.

Before anything: We need an accurate measure of your English language skills in advance, so we can prepare exactly the right classes to help you best. Don't worry, if you struggle, we will guide you to become even better!



ACTION REQUIRED:

- Please ensure your [Duolingo English Test](#) has been completed. We need this result!

- Make sure you follow these carefully. Watch this [video](#) to learn more about taking the test.



Our Registration Office will soon send you instructions if you have not already completed the test.

Email admissions@bodwell.edu if you have any problems.

Make sure you follow these carefully. Watch this [video](#) to learn more about taking the test.

Student who have not taken the Duolingo English Test in advance **must take an English Test during New Student Orientation and may be LIMITED** when selecting preferred courses.

What do I need to bring?

It's good to start preparing what you'll need to bring to Bodwell. A key point: **DON'T bring a lot!** Many of you will be sharing a dormitory room with limited space. The less you have, the easier it is to be clean and tidy. Bring **only TWO suitcases maximum**, and suitcases should not be expensive. During semester breaks, you can store two suitcases at most. In general, if you need something, you can buy it online or here in Vancouver.

Protect yourself: Although Vancouver is generally safe, **DON'T bring anything too expensive (jewelry, etc.)**, so as not to attract attention. Do not bring or carry a big amount of cash. You should protect your valuables by locking them up at all times. This is each student's responsibility.



**Check list is
on following
pages**





Get Ready!

Essential Documents

- ☐ Passport (for international students)
- ☐ Study permit (for international students)
- ☐ Letter of acceptance from the school (print)
- ☐ Health insurance documents (print)
- ☐ Unlocked mobile phone (SIM-ready)
- ☐ Documents submitted for obtaining a student permit

Clothing

- ☐ Black dress shoes (REQUIRED for your uniform)
- ☐ Athletic shoes / sneakers
- ☐ Indoor shoes or slippers
- ☐ Pajamas, underwear, socks
- ☐ Swim wear
- ☐ Warm waterproof jacket, shoes/boots, etc. – it rains a lot in the winter!

Uniforms will be distributed during the orientation.

Toiletries & Personal Care

- ☐ Toothbrush and toothpaste
- ☐ Shampoo, soap/body wash (travel size to start)
- ☐ Towels (bath and face towels)
- ☐ Hairbrush, nail clippers, etc.
- ☐ Period products

Dorm Essentials

- ☐ Hangers
- ☐ laundry net
- ☐ Power adapter (Canada uses Type A plug, 110V)



School Supplies

- Stationery (notebooks, pens, erasers, etc.)

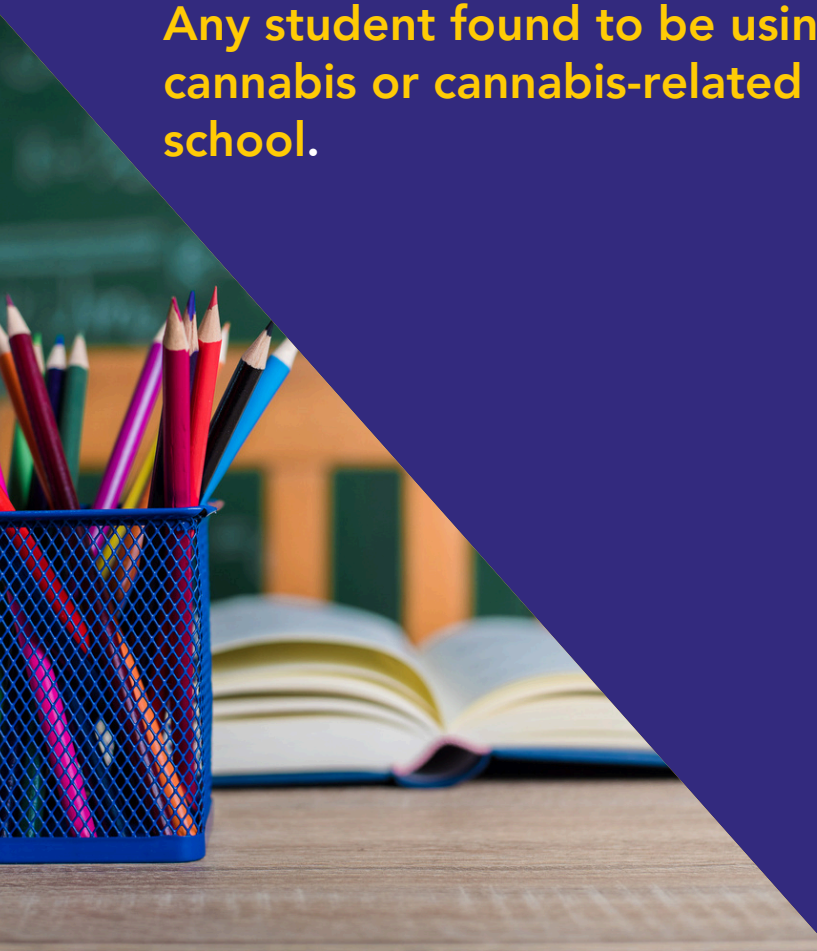
all supplies can be purchased at nearby stores. Typically, needed items include 3-ring binders, scientific calculator, pens, pencils, stapler, ruler.

Very Important

DO NOT bring any tobacco, alcohol or drug products, including e-cigarettes.

These are not allowed. Bodwell has a strict zero tolerance policy on cannabis (marijuana).

Any student found to be using, possessing or distributing cannabis or cannabis-related items will be dismissed from school.



How to Access Essential Services: Banking, Phone, and Mail Services



For students' banking needs

We invite a local bank representative to Bodwell during New Student Orientation to help students set up an account.



For cell phones and mobile devices

Students and parents are welcome to consider a local service provider here in Vancouver. Staff are not able to assist with bringing students to a cell phone shop, but students can connect to our campus wi-fi with most devices you bring or purchase.



For mail and packages

These can be addressed to your child's full name at the school's address. Mail and packages can be picked up from our Front Office.

Students/parents are responsible to know what items are not allowed on campus or in boarding (e.g. vapes – not permitted!).

See you at orientation!

All Bodwell students start out their time at the school with New Student Orientation. Click [here to see a video](#) of what to expect!

Orientation for our new students includes:

- 1 Introduction of the school staff, and meeting with your counsellor.
- 2 Receiving your school uniform and computer.
- 3 Learning about safety, academics, health, co-curriculars, athletics, university, boarding and more.
- 4 Fun activities to get to know one another as new students, and meeting our Student Volunteers who are there to help you.



New Student Orientation for ALL new students will start at 8:00 am on August 27. Don't be late!

On Orientation Day, please bring the following to show your counsellor:

1. Latest report card, if not already presented (original versions)
2. Passport, study permit and visa, for international students
3. Any forms that should be returned to the school
4. Payments for outstanding fees (if any)
5. Any medical checkup, doctor's reports on recent illnesses or health concerns and prescriptions



Parents and Guardians are encouraged to attend New Student Orientation

We would love to meet you! You will get to know our staff and have your questions answered. We will also take you on a tour of our local community. You will receive a detailed orientation schedule in the coming months. For student privacy reasons, boarding hall access for parents will be limited to a specific day and time.

If parents need **local hotel information**, here are a few nearby North Vancouver locations our visitors usually choose:

- [Pinnacle Hotel at the Pier](#)
- [Lonsdale Quay Hotel](#)
- [Seaside Hotel](#)
- [Airbnb](#)



Admissions Support and Inquiries

For questions regarding admissions, please contact here admissions@bodwell.edu

So, are you READY?

We hope so! Don't worry – it is natural to be a bit nervous about the unknowns of a new place. You are BRAVE. But rest assured you are coming to Canada's Boarding School for 21st Century University Preparation. With our over 30 years of experience, we will be there for you. Soon enough, you will make great friends from all over the world, and have so many opportunities that it will be difficult to be lonely or bored. There may some hard days, and you might miss home and old friends, but we will all work together to try to get through it and to pave the way forward.

The key is – make sure you put your full effort in, take care of yourself and others, and come with a positive mindset and open heart.

See you soon, and safe travels everyone!

